

# Puerto Rico's ESSA Plan Online Feedback Long term Goals Survey Results

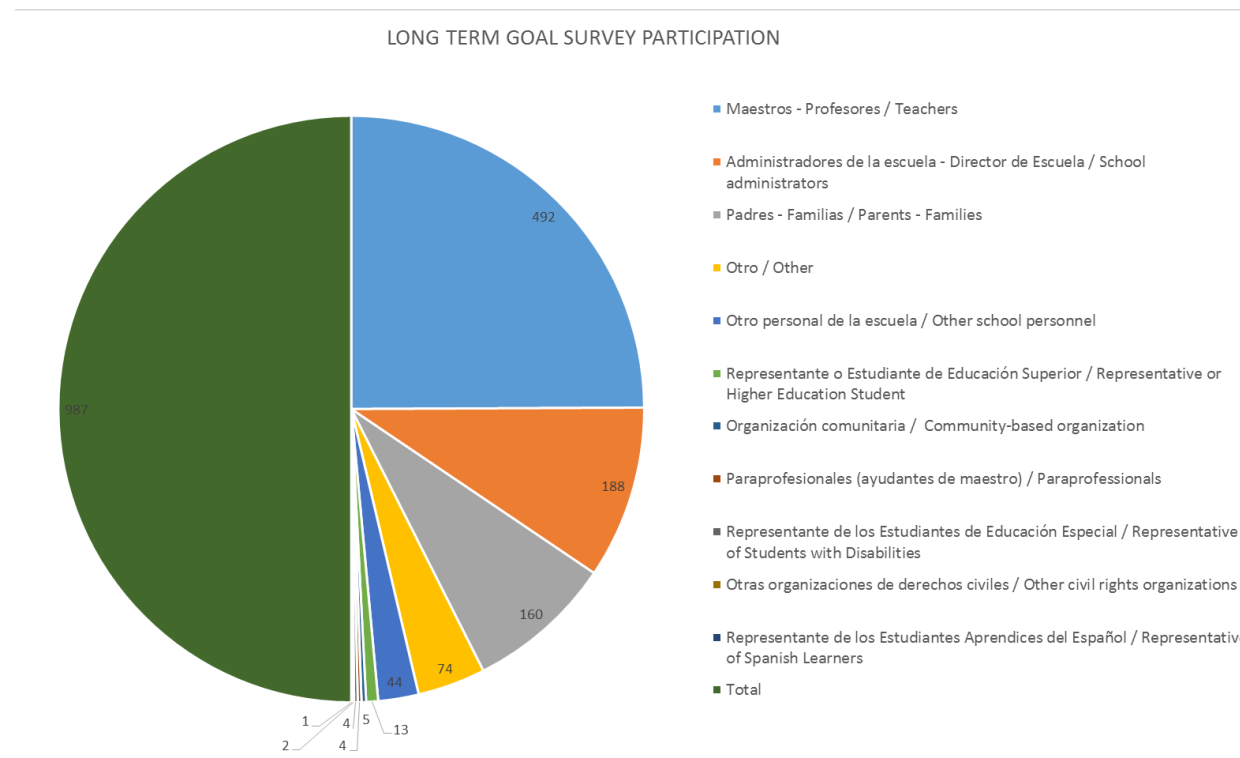
May 2017

## Introduction

From March 24<sup>th</sup> to May 8<sup>th</sup>, the Puerto Rico Department of Education published an online survey available in order to receive feedback for the PRDE's ESSA committees. In this survey, PRDE was able to present the general public the establishment of Long Term Goals and the gap reduction percentage that the agency will achieve every year for that period.

A total of 987 participants completed this survey. The respondent's role was included in the survey, in order to identify the participation amount and % by group of interest.

Table A. Breakdown by group of Interest:



The number of surveys generally corresponded strongly to the teachers, school directors and parent interested groups.

The following is a summary of the results for each of the questions included in the Long Term survey.

## Survey results

**Question 1:** *DEPR presents the academic achievement goals determined for student achievement. These goals are set to see progress over a 5 year period. The DEPR will revise the goals to the 3rd year of the course in order to see the scope of the same. Watch the progress for each year. Do you consider that the 5 year goals with the revision in the 3rd is a reasonable action for the students?*

**Table A.** Establishment of Long Term Goals for Academic Achievement, Puerto Rico 2015-2016 to 2020-2021

Group	Mathematics		English Proficiency		Spanish Proficiency		Science Proficiency	
	Baseline (2015-2016)	Goal (2020-2021)	Baseline (2015-2016)	Goal (2020-2021)	Baseline (2015-2016)	Goal (2020-2021)	Baseline (2015-2016)	Goal (2020-2021)
All Students	33.5	42.9	45.1	52.8	50.7	57.6	52.8	59.5
Female	34.0	43.3	47.8	55.2	57.4	63.5	55.6	61.9
Male	32.9	42.4	42.5	50.6	44.2	52.1	50.1	57.1
Puerto Rican	33.5	42.9	45.1	52.8	50.7	57.7	52.9	59.6
Hispanic NOT Puerto Rican	27.1	37.4	45.7	53.4	45.3	53.1	46.2	53.8
White NOT Hispanic	22.7	33.6	59.1	64.9	27.3	37.6	66.7	71.4
Other origin	32.2	41.8	67.0	71.6	46.5	54.1	59.4	65.1
Economically Disadvantaged	32.9	42.4	42.1	50.3	48.2	55.5	50.4	57.4
Disabilities	29.7	39.6	33.2	42.6	35.2	44.4	39.2	47.8
Spanish Learners	35.2	44.4	70.3	74.5	40.3	48.8	42.9	51.0
Homeless	*	*	*	*	*	*	*	*

\* Group size not larger enough to allow statistically reliable numbers.

Notes:

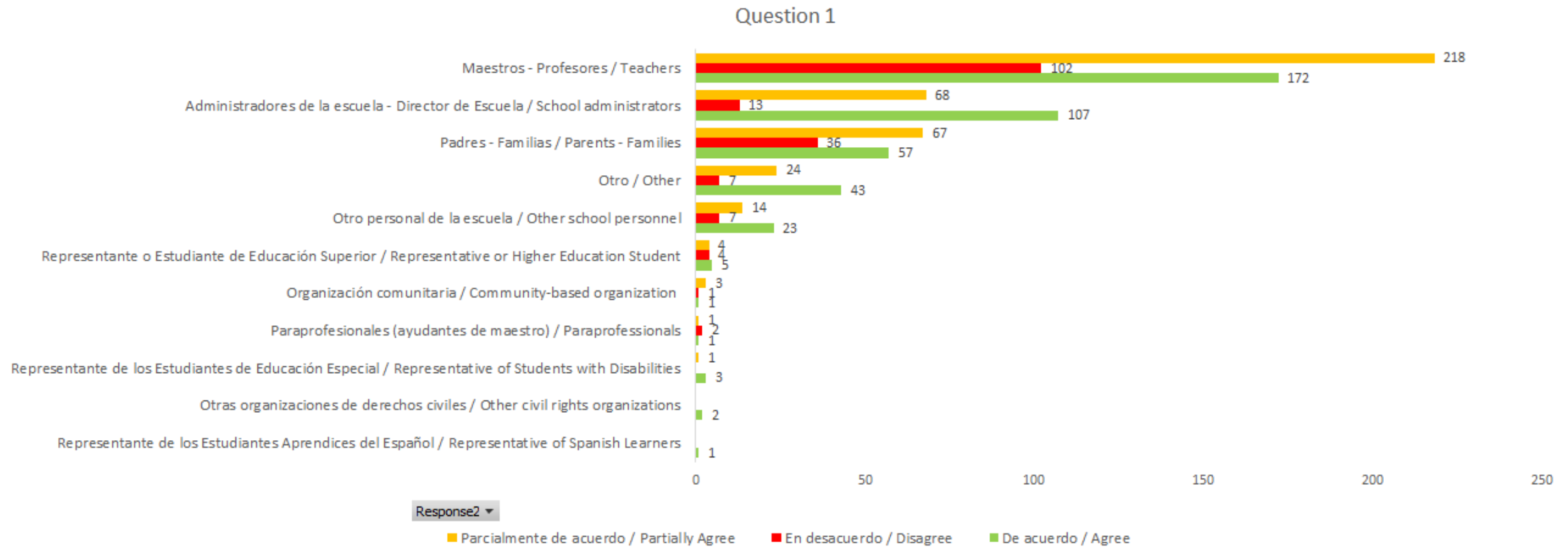
- Proficiency = Proficient + Advance in META-PR results.
- For Mathematics, English, Spanish and Science goals were calculated using a 3% yearly reduction in the achievement gap. Main goal is approximately 35% reduction in the achievement gap in 15 years.
- Formula used for 3% yearly reduction in the achievement (proficiency) gap:  $y = [(100 - \text{baseline or previous year}) * 0.03] + \text{baseline or previous year}$ .

PRDE identified that most of the participants agreed with PRDE's long term goals, which seeks to reduce the achievement gap by 3% each year for the next 5 years. However, if PRDE reach or surpasses the interim goals established for the 3rd year, the achievement gap reduction will increase to 4% for the 4th year and to 5% for the 5th year. In the other hand, if PRDE doesn't reach the interim goals established for the 3rd year, the achievement gap reduction will remain in 3% for the 4th and the 5th year. These rules apply to all students and to each of the subgroups independently of each other.

## Survey results

Survey results:

- 42% agrees that PRDE’s long term goals should be set for 5 years.
- 41% partially agrees that PRDE’s long term goals should be set for 5 years
- 17% disagrees that PRDE’s long term goals should be set for 5 years.



Based on the results on the results of the survey, PRDE will maintain the establishment of the long term goals to 5 years with a review in the 3<sup>rd</sup> year.

## Survey results

**Question 2:** *Academic progress goals reflect a 3% increase each year for ALL students. The student’s academic achievement goals should be ambitious but also reachable. Looking at the chart you will notice a 3% increase for each year. Do you consider that this percentage is adequate and meets the specifications of ambitious and reachable goals?*

**Table A.** Establishment of Long Term Goals for Academic Achievement, Puerto Rico 2015-2016 to 2020-2021

Group	Mathematics		English Proficiency		Spanish Proficiency		Science Proficiency	
	Baseline (2015-2016)	Goal (2020-2021)	Baseline (2015-2016)	Goal (2020-2021)	Baseline (2015-2016)	Goal (2020-2021)	Baseline (2015-2016)	Goal (2020-2021)
All Students	33.5	42.9	45.1	52.8	50.7	57.6	52.8	59.5
Female	34.0	43.3	47.8	55.2	57.4	63.5	55.6	61.9
Male	32.9	42.4	42.5	50.6	44.2	52.1	50.1	57.1
Puerto Rican	33.5	42.9	45.1	52.8	50.7	57.7	52.9	59.6
Hispanic NOT Puerto Rican	27.1	37.4	45.7	53.4	45.3	53.1	46.2	53.8
White NOT Hispanic	22.7	33.6	59.1	64.9	27.3	37.6	66.7	71.4
Other origin	32.2	41.8	67.0	71.6	46.5	54.1	59.4	65.1
Economically Disadvantaged	32.9	42.4	42.1	50.3	48.2	55.5	50.4	57.4
Disabilities	29.7	39.6	33.2	42.6	35.2	44.4	39.2	47.8
Spanish Learners	35.2	44.4	70.3	74.5	40.3	48.8	42.9	51.0
Homeless	*	*	*	*	*	*	*	*

\* Group size not larger enough to allow statistically reliable numbers.

Notes:

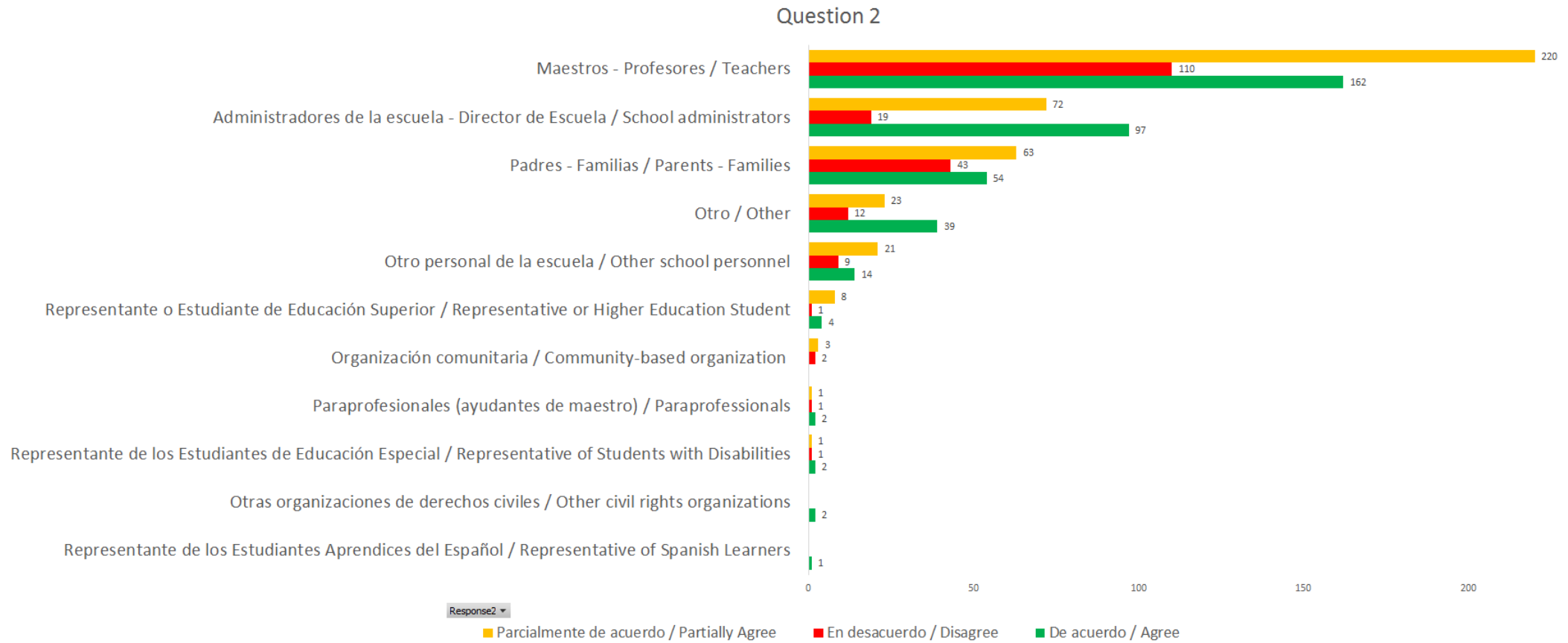
- Proficiency = Proficient + Advance in META-PR results.
- For Mathematics, English, Spanish and Science goals were calculated using a 3% yearly reduction in the achievement gap. Main goal is approximately 35% reduction in the achievement gap in 15 years.
- Formula used for 3% yearly reduction in the achievement (proficiency) gap:  $y = [(100 - \text{baseline or previous year}) * 0.03] + \text{baseline or previous year}$ .

From this question, PRDE was able to gather feedback as to whether PRDE’s long term goals were ambitious. PRDE’s has set its Academic progress goals to reflect a 3% gap reduction each year for all students. PRDE’s 5-year long term goals are ambitious because, the historical data demonstrate a yearly average natural achievement gap reduction tendency of 1% for all students. Considering this fact, a 3% yearly gap reduction is ambitious. But regardless of this, PRDE’s will seek to be even more ambitious because if PRDE reached or surpass the interim goals established for the 3rd year, the achievement gap reduction will increase to 4% for the 4th year and to 5% for the 5th year.

## Survey results

### Survey results:

- 38% agrees that the achievement gap reduction was considered ambitious for all students.
- 42% partially agrees that the achievement gap reduction was considered ambitious for all students.
- 20% disagrees that the achievement gap reduction was considered ambitious for all students



Based on the results on the results of the survey, PRDE will maintain the establishment of the long term goals and the achievement gap reduction of 3% since it is considered ambitious for all students.

## Survey results

**Question 3:** *Academic progress goals reflect a 3% increase each year for students SUBGROUPS. The student’s academic achievement goals should be ambitious but also reachable. Looking at the chart you will notice a 3% increase for each year. Do you consider that this percentage is adequate and meets the specifications of ambitious and reachable goals?*

**Table A.** Establishment of Long Term Goals for Academic Achievement, Puerto Rico 2015-2016 to 2020-2021

Group	Mathematics		English Proficiency		Spanish Proficiency		Science Proficiency	
	Baseline	Goal	Baseline	Goal	Baseline	Goal	Baseline	Goal
	(2015-2016)	(2020-2021)	(2015-2016)	(2020-2021)	(2015-2016)	(2020-2021)	(2015-2016)	(2020-2021)
All Students	33.5	42.9	45.1	52.8	50.7	57.6	52.8	59.5
Female	34.0	43.3	47.8	55.2	57.4	63.5	55.6	61.9
Male	32.9	42.4	42.5	50.6	44.2	52.1	50.1	57.1
Puerto Rican	33.5	42.9	45.1	52.8	50.7	57.7	52.9	59.6
Hispanic NOT Puerto Rican	27.1	37.4	45.7	53.4	45.3	53.1	46.2	53.8
White NOT Hispanic	22.7	33.6	59.1	64.9	27.3	37.6	66.7	71.4
Other origin	32.2	41.8	67.0	71.6	46.5	54.1	59.4	65.1
Economically Disadvantaged	32.9	42.4	42.1	50.3	48.2	55.5	50.4	57.4
Disabilities	29.7	39.6	33.2	42.6	35.2	44.4	39.2	47.8
Spanish Learners	35.2	44.4	70.3	74.5	40.3	48.8	42.9	51.0
Homeless	*	*	*	*	*	*	*	*

\* Group size not larger enough to allow statistically reliable numbers.

Notes:

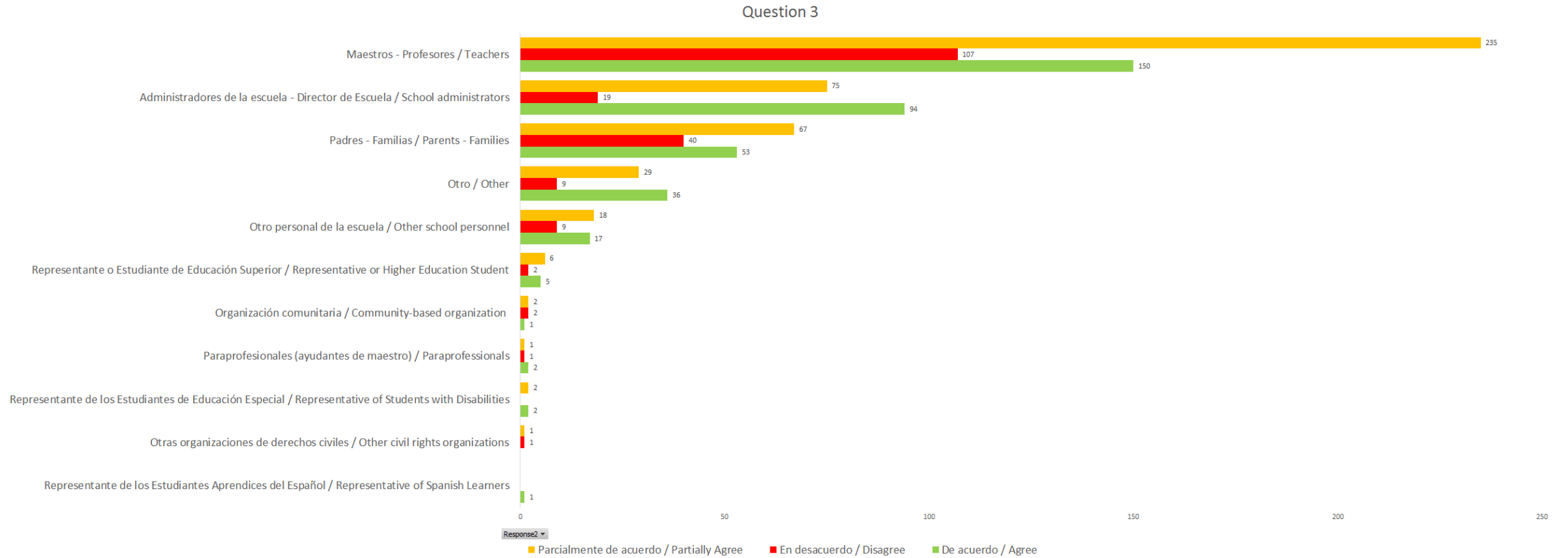
- Proficiency = Proficient + Advance in META-PR results.
- For Mathematics, English, Spanish and Science goals were calculated using a 3% yearly reduction in the achievement gap. Main goal is approximately 35% reduction in the achievement gap in 15 years.
- Formula used for 3% yearly reduction in the achievement (proficiency) gap:  $y = [(100 - \text{baseline or previous year}) * 0.03] + \text{baseline or previous year}$ .

From this question, PRDE was able to gather feedback as to whether PRDE’s long term goals were ambitious. PRDE’s has set its Academic progress goals to reflect a 3% gap reduction each year for each subgroup of students. PRDE’s 5-year long term goals are ambitious because, the historical data demonstrate a yearly average natural achievement gap reduction tendency of 1% for each subgroup of students. Considering this fact, a 3% yearly gap reduction is ambitious. But regardless of this, PRDE’s will seek to be even more ambitious because if PRDE reached or surpass the interim goals established for the 3rd year, the achievement gap reduction will increase to 4% for the 4th year and to 5% for the 5th year.

## Survey results

### Survey results:

- 37% agrees that the achievement gap reduction was considered ambitious for all students.
- 44% partially agrees that the achievement gap reduction was considered ambitious for all students.
- 19% disagrees that the achievement gap reduction was considered ambitious for all students.



Based on the results of the survey, PRDE will maintain the establishment of the long term goals and the achievement gap reduction of 3% since it is considered ambitious for each subgroup.

## Survey results

**Question 4:** *The DEPR has as goal or graduation rate that 84% of its students graduate from high school. This was based on an achievement of 2% per year in 3 years. (10th, 11th, 12th). During the last few years, the tendency has shown that each year PRDE meets the achievement of its graduation goal. Do you consider that PRDE should increase that percentage of achievement?*

**Table B.** Establishment of Long Term Goals for Adjusted Graduation Rates, Puerto Rico 2015-2016 to 2020-2021

Group	Adjusted Graduation Rate	
	Baseline (2015-2016)	Goal (2020-2021)
All Students	74.7	84.7
Female	78.2	88.2
Male	71.0	81.0
Puerto Rican	74.8	84.8
Hispanic NOT Puerto Rican	69.9	79.9
White NOT Hispanic	72.0	82.0
Other origin	64.6	74.6
Economically Disadvantaged	69.2	79.2
Disabilities	80.1	90.1
Spanish Learners	77.3	87.3
Homeless	*	*

\* Group size not larger enough to allow statistically reliable numbers.

Notes:

- The Adjusted Graduation Rate goals were calculated using a 2 percentage points yearly increase.

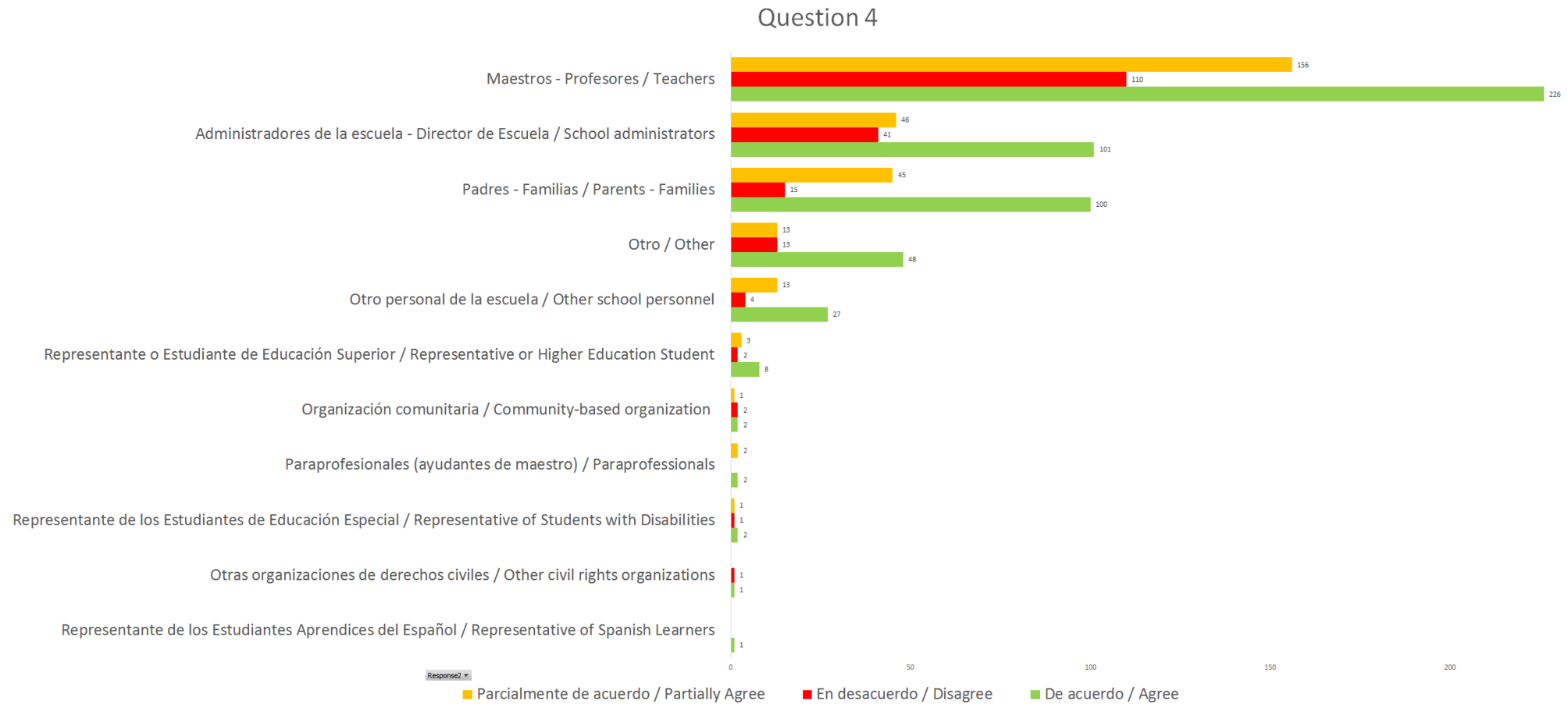
In this question, PRDE presented to the public that it seek to raise the graduation rate based on a 2 percent points increase each for the next 5 years. If PRDE reaches or surpass the interim goals established for the 3<sup>rd</sup> year, the goals for the increase in percent points will raise to 3 for the 4<sup>th</sup> year and to 4 for the 5<sup>th</sup> year. In the other hand, if PRDE doesn't reach the interim goals established for the 3<sup>rd</sup> year, the goals for the increase in percent points will remain in 2 for the 4<sup>th</sup> and the 5<sup>th</sup> year. This rules will be applied to all students and to each of the subgroups independently of each other.



## Survey results

Survey results:

- 52% agrees that PRDE's long term goals should be set for 5 years.
- 28% partially agrees that PRDE's long term goals should be set for 5 years
- 19% disagrees that PRDE's long term goals should be set for 5 years.



Based on the results on the results of the survey, PRDE will maintain the increase of 2% in its graduation rate.

## Survey results

**Question 5:** *Over the last few years, the tendency has been that PRDE has consistently achieved the achievement targets for students learning Spanish as a second language. The progress goal was set on the basis of 3% growth for each year. Given this achievement, do you consider that PRDE should increase that percentage of growth?*

**Table C.** Establishment of Long Term Goals for Spanish Language Proficiency, Puerto Rico 2015-2016 to 2020-2021

Population	Spanish Language Proficiency *	
	Baseline (2015-2016)	Goal (2020-2021)
Spanish Language Learners	26.0	38.0

\* Puerto Rico main language is Spanish. The Limited Spanish Proficient and Immigrant Students take this test. Goal was calculated using a 3 percentage points yearly increase.

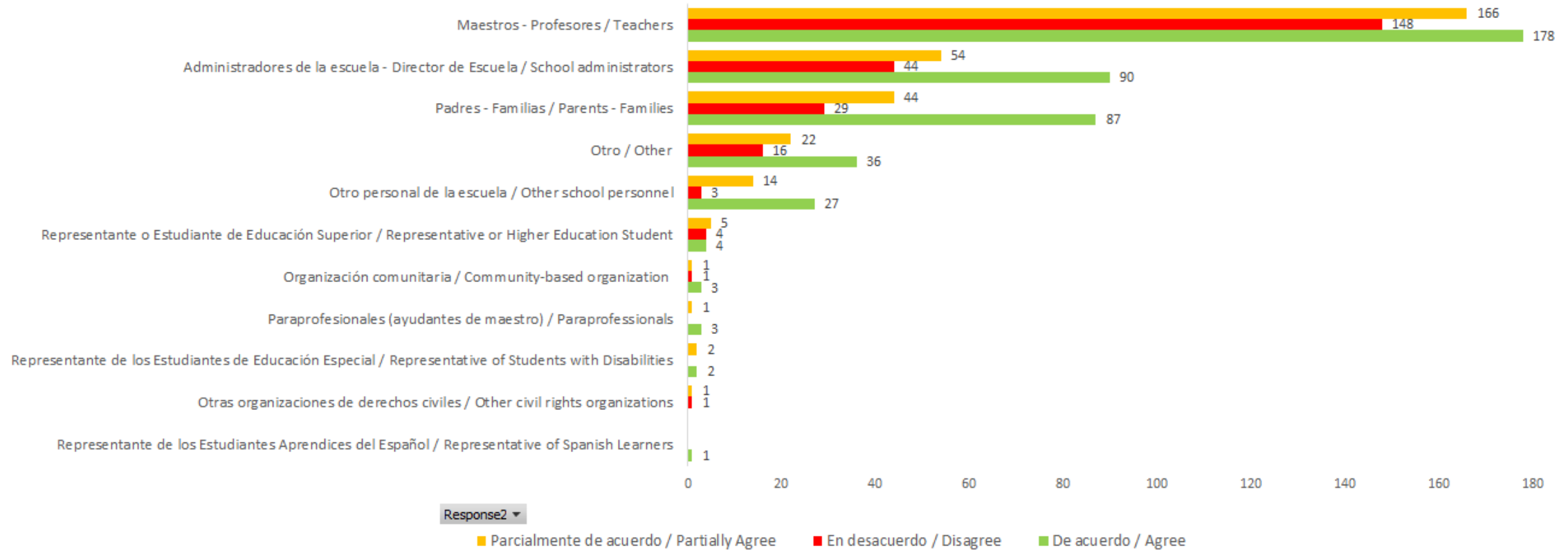
In the last question, PRDE presented to the public that it seek to raise the SLP based on a 3 percent points increase each for the next 5 years. However, if PRDE reached or surpass the interim goals established for the 3<sup>rd</sup> year, the goals for the increase in percent points will raise to 4 for the 4<sup>th</sup> year and to 5 for the 5<sup>th</sup> year. In the other hand, if PRDE didn't reached the interim goals established for the 3<sup>rd</sup> year, the goals for the increase in percent points will remain in 2 for the 4<sup>th</sup> and the 5<sup>th</sup> year.

Survey results:

- 44% agrees that the achievement gap reduction was considered ambitious for all students.
- 31% partially agrees that the achievement gap reduction was considered ambitious for all students.
- 25% disagrees that the achievement gap reduction was considered ambitious for all students.

## Survey results

### Question 5



Based on the results on the results of the survey, PRDE will maintain the increase of 3% in its gap reduction for SLP students.